









SALE (CREDIT)		VOID		SETTLEMENT	
Terminal Display	User- Action	Terminal Display	User- Action	Terminal Display	User- Action
ALLIANCE BANK <div> <div>Sale</div> <div>Settlement Logon</div> <div>Void</div> </div>	1. Press  for Sale	ALLIANCE BANK <div> <div>Sale</div> <div>Settlement Logon</div> <div>Void</div> </div>	1. Press  for Void	ALLIANCE BANK <div> <div>Sale</div> <div>Settlement Logon</div> <div>Void</div> </div>	1. Press  for Settlement
ALLIANCE BANK Sale Amt : RM 10.00	2. Key in amount and press <ENTER>	ALLIANCE BANK Void Host: ALC <div> <div>Prev</div> <div>Next</div> <div>Slt</div> <div>Exit</div> </div>	2. Press  to select host ALC	ALLIANCE BANK Settlement Host: ALC <div> <div>Prev</div> <div>Next</div> <div>Slt</div> <div>Exit</div> </div>	2. Press  to select host ALC
Please Tap Card RM 10.00 Insert/Swipe/Enter Card No:	3. Insert customer's credit card	ALLIANCE BANK Void Merch Password:	3. Key-in password and press <ENTER>	ALLIANCE BANK Settlement Merch Password:	3. Key-in password and press <ENTER>
ALLIANCE BANK Sale RM10.00 Enter Pin:	4. Cardholder to key in PIN and press <ENTER> or,	ALLIANCE BANK Void Trxn #:	4. Key in receipt invoice no and press <ENTER>	ALLIANCE BANK Settlement Sales: RM 10.00 Rfnds: RM 0.00 Total: RM 10.00 Tot of Txns: 1 [Enter] to confirm	4. Press <ENTER> to confirm
ALLIANCE BANK Sale APPROVED XXXXXX Please Remove Card Printing...	5. Transaction approved. Receipt printed out (Merchant copy)	ALLIANCE BANK Void VISA Sale XXXXXXXXXXXXXXXXXXXX RM 10.00 <div> <div>Prev</div> <div>Next</div> <div>Slt</div> <div>Exit</div> </div>	5. Press  to select	ALLIANCE BANK Settlement successful Settlement Printing...	5. Settlement successful. Settlement report printed out
ALLIANCE BANK Sale Print Cust Copy <div> <div>Yes</div> <div>No</div> </div>	6. Select  Yes to print customer copy	ALLIANCE BANK Void VISA Sale XXXXXXXXXXXXXXXXXXXX RM 10.00 Enter to Confirm	6. Press <ENTER> to confirm		
ALLIANCE BANK Sale APPROVED XXXXXX	7. Transaction completed. Receipt printed out (Customer copy)	ALLIANCE BANK Void APPROVED XXXXXX Printing...	7. Void approved. Receipt printed out. (Merchant copy)		
		ALLIANCE BANK Void Print Cust Copy <div> <div>Yes</div> <div>No</div> </div>	8. Select  Yes to print customer copy		
		ALLIANCE BANK Void APPROVED XXXXXX	9. Transaction completed. Receipt printed out (Customer copy)		