

SALE



1. Press **<ENTER>** key to access main menu
5. Key in 6 digit PIN and press **<ENTER>** key



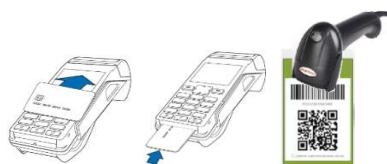
2. Select 1 for **SALE** and press **<ENTER>**




3. Key in amount and press **<ENTER>**
7. Transaction approved and merchant's receipt printed out



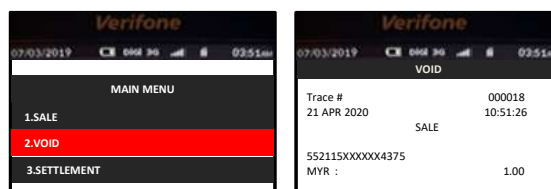
4. Tap / Insert Card / Scan QR
8. Press **YES** to print customer receipt



VOID



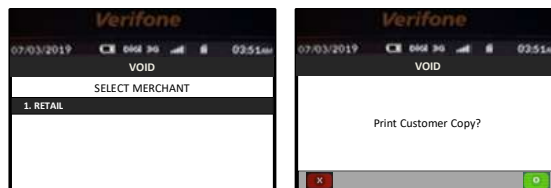
1. Press **<ENTER>** key to access main menu
6. Refer to sale slip, key in Trace# and press **<ENTER>**



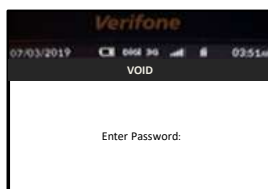
2. Select 2 for **VOID** and press **<ENTER>**
7. Confirm transaction record and press **<ENTER>**



3. Select **HOST** and press **<ENTER>**
8. Transaction approved and merchant's receipt printed out




4. Select 1 for **RETAIL** and press **<ENTER>**
9. Press **YES** to print Customer receipt

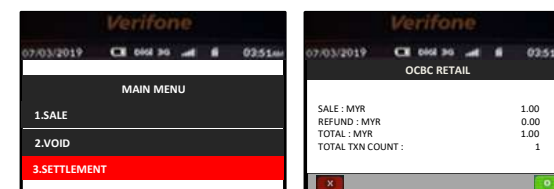


5. Enter 4 Digit merchant password and press **<ENTER>**

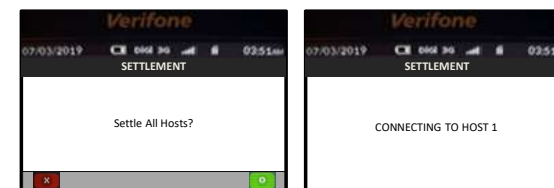
SETTLEMENT



1. Press **<ENTER>** key to access main menu
6. Enter 4 Digit merchant password and press **<ENTER>**



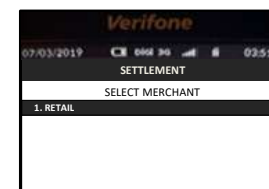
2. Select 3 for **SETTLEMENT** and press **<ENTER>**
7. Confirm settlement total Press **<ENTER>** to proceed



3. Press **YES** to settle all hosts, or Press **NO** to settle host by host
8. Sending to Host for processing



4. Select **HOST** and press **<ENTER>**
9. Transaction approved and Settlement Report printed out



5. Select 1 for **RETAIL** and press **<ENTER>** to proceed