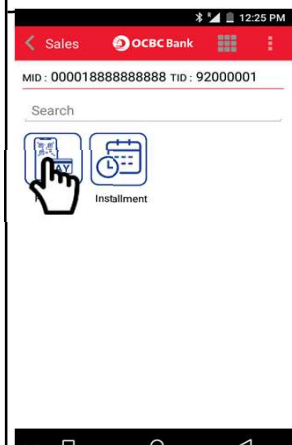
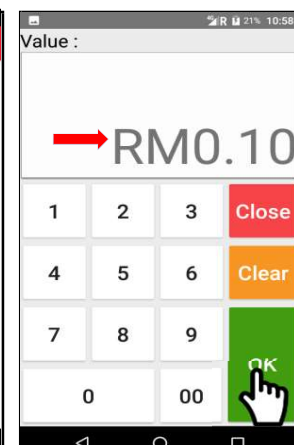
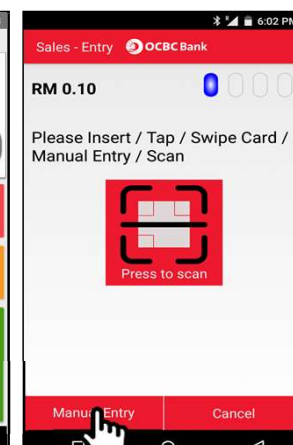
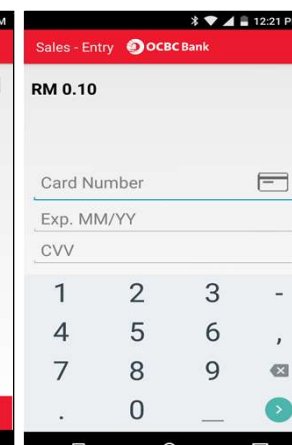
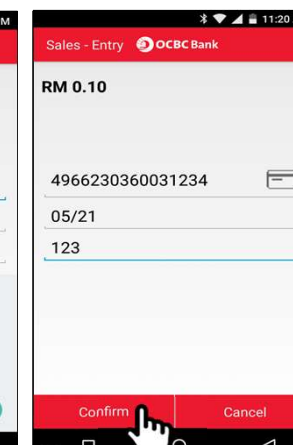
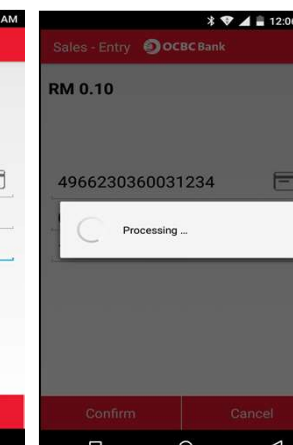
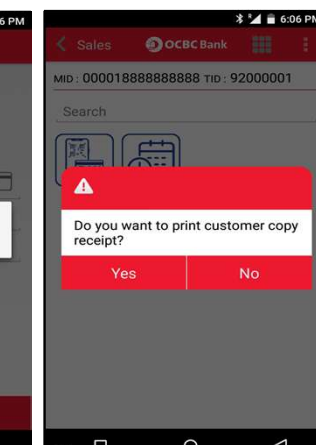
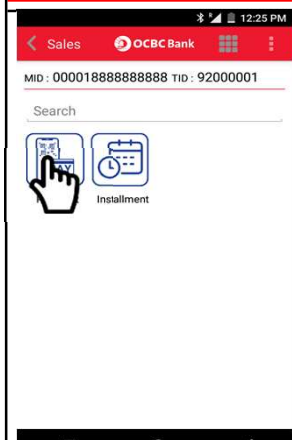
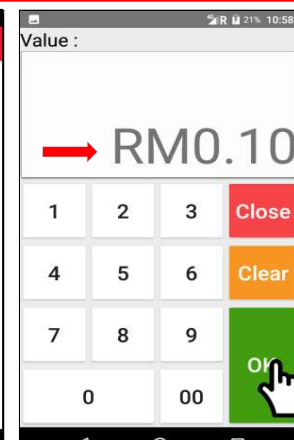
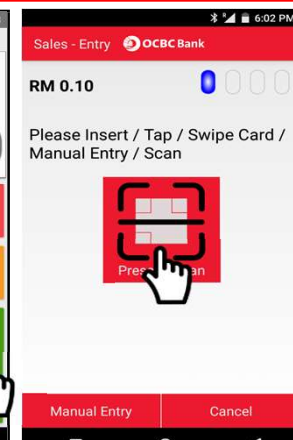

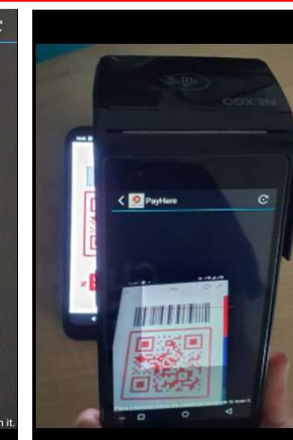
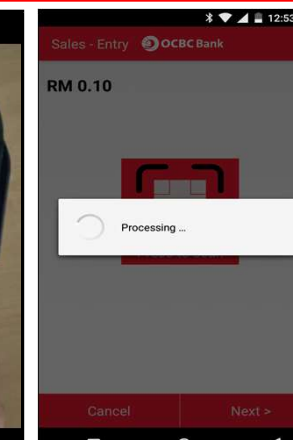
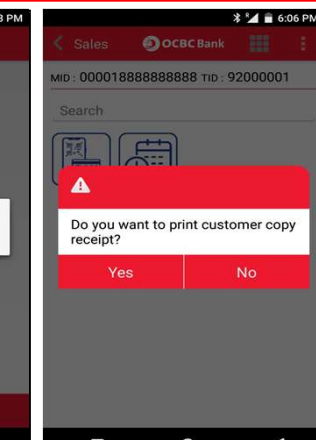


SALES (MANUAL)

 <p>1. Tap on <Payment> icon</p>	 <p>2. Key in sale amount and tap <OK></p>	 <p>3. Press <Manual Entry></p>	 <p>4. Key in Card details</p>	 <p>5. Press <Confirm></p>	 <p>6. Terminal is processing</p>	 <p>7. Transaction approved and print merchant copy receipt. Press <Yes> for customer copy</p>
--	---	--	--	---	--	---

SALES (EWALLET)

 <p>1. Tap on <Payment> icon</p>	 <p>2. Key in sale amount and tap 'OK'</p>	 <p>3. Tap <Press to scan></p>	 <p>4. Place a barcode inside the viewfinder rectangle to scan it</p>	 <p>5. Scan eWallet QR code</p>	 <p>6. Terminal is processing the transaction</p>	 <p>7. Transaction approved and print merchant copy receipt. Press <Yes> for Customer copy.</p>
---	--	--	--	---	---	---