



Terminal User Guide


Settlement

Terminal Model: KD69 Soundbox



Settlement


Terminal Model: KD69 Soundbox




STEP
1 From the Soundbox menu, press **M (More)** and select **3** for settlement




STEP
2 Key in **Settlement Password** (Last 6 digits of TID) and press **Enter**



STEP
3 Press **Enter** to proceed the settlement



STEP
4 Wait while the system processes



STEP
5 Settlement successful (Check the **Settlement Report on Merchant Portal**)