


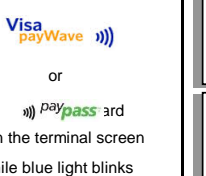


SALE (below RM250)		SALE (above RM250)		VOID		SETTLEMENT	
Terminal Display	User- Action	Terminal Display	User- Action	Terminal Display	User- Action	Terminal Display	User- Action
globalpayments Sale Installment Void	1. Press <b>F2</b> for Sale	globalpayments Sale Installment Void	1. Press <b>F2</b> for Sale	globalpayments Sale Installment Void	1. Press <b>F4</b> for Void	globalpayments Sale Installment Void	1. Press 1st purple button (from left)
Amt: MYR 0.00	2. Key in amount and press <b>&lt;ENTER&gt;</b>	Amt: MYR 0.00	2. Key in amount and press <b>&lt;ENTER&gt;</b>	Void Host : HSBC	2. Press <b>F3</b> to select host HSBC or press <b>F2</b> next for other host and press <b>F3</b> to select the host	Settlement Logon Batch Totals Txn Review	2. Press <b>F1</b> for Settlement
Please Tap Card RM 100.00 Insert/Swipe/Enter Card No:	3. Hand over terminal to card holder to double confirm sale amount	Please Tap Card RM 260.00 Insert/Swipe/Enter Card No:	3. Hand over terminal to card holder to double confirm sale amount	Void Trace #:	3. Key-in receipt TRACE no. and press <b>&lt;ENTER&gt;</b>	Settlement All Host?	3. Press <b>F1</b> to select Yes
 or 	4. Ask card holder to tap Visa payWave or paypass card on the terminal screen while blue light blinks	 or 	4. Ask card holder to tap Visa payWave or paypass card on the terminal screen while blue light blinks	Void VISA Sale 437599*****2679 MYR 100.00	4. Press <b>F3</b> to Select	Settlement Receiving	4. Communicating with host for processing. Printing Settlement report
Sale Processing....	5. Communicating with host for processing. Transaction approved and receipt print out	MYR 260.00 Enter PIN, press OK	5. Ask card holder to key in PIN and press <b>&lt;ENTER&gt;</b>	Void Processing ....	5. Press <b>&lt;ENTER&gt;</b> to confirm		
Prnt Cust Copy?	6. Press <b>F1</b> Yes to print Customer Copy	Sale Processing....	6. Communicating with host for processing. Transaction approved and receipt print out	Void Prnt Cust Copy?	6. Communicating with host for processing. Transaction approved and receipt print out		
		Prnt Cust Copy?	7. Press <b>F1</b> Yes to print Customer Copy		7. Press <b>F1</b> Yes to print customer copy		

**\*\*Only support Visa / MasterCard Credit and Visa / MasterCard Mydebit (JCB Speedy and UnionPay QuickPass is not supported)**