

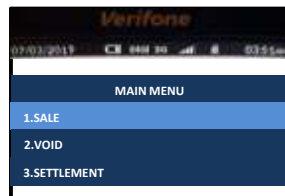
Contactless Sale (below Rm250)




1. Press **<ENTER>** key to access main menu



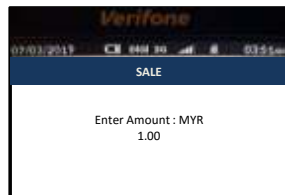
*picture 1
 Tap card on terminal screen



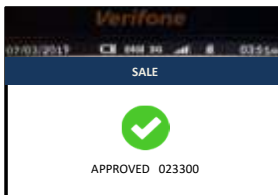
2. Select **1** for **SALE** and press **<ENTER>**



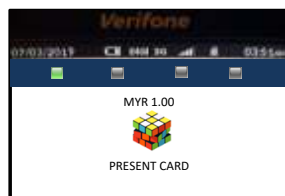
6. Sending to Host for processing



3. Key in amount and press **<ENTER>**

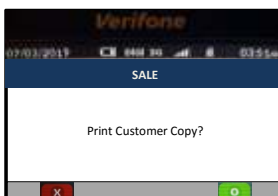


7. Transaction approved and merchant's receipt printed out



4. Request card holder tap card on terminal screen

(refer picture 1)



8. Press **YES** to print customer receipt

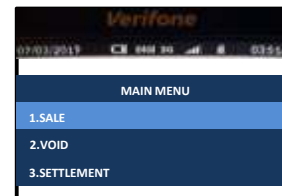
Contactless Sale (above Rm250)



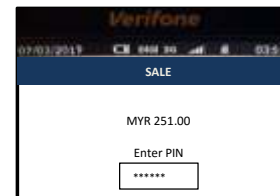
1. Press **<ENTER>** key to access main menu



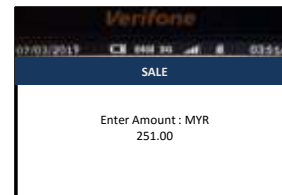
*picture 2
 Tap card on terminal screen



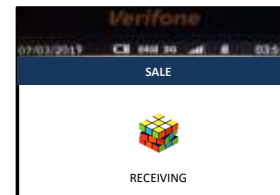
2. Select **1** for **SALE** and press **<ENTER>**



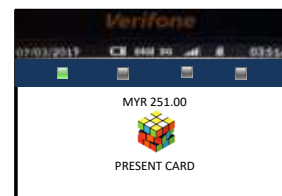
6. Key in 6 digit PIN and press **<ENTER>** key



3. Key in amount and press **<ENTER>**

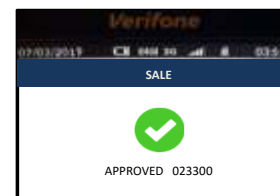


7. Sending to Host for processing

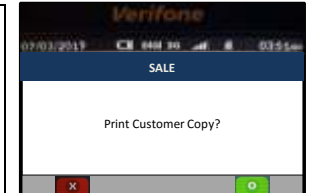


4. Request card holder tap card on terminal screen

(refer picture 2)



8. Transaction approved and merchant's receipt printed out



9. Press **YES** to print customer receipt