


### Change/Replace the Paper Roll



1. Place your finger under the paper lid release level and pull the entire lid




2. Drop in the paper roll with the paper pulling from the back and out the top of the roll



3. It is important the lid is fully closed so that the paper roll fully engages the paper

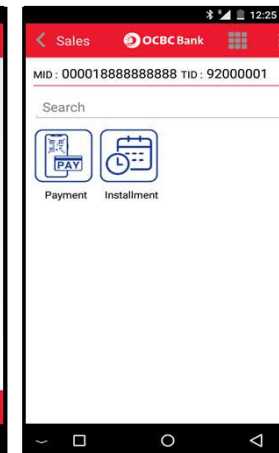
### How to Perform Sign In (if needed)



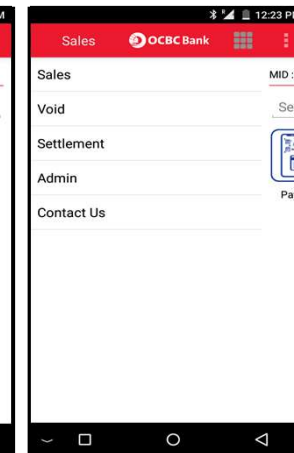
1. Tap on <OCBC Bank Payhere> icon



2. Key in username and password, then tap <Sign in>. (\*no sign in require if never logout)




3. Tap <Sales> on the top to choose other functions from the Menu



4. Choose Menu

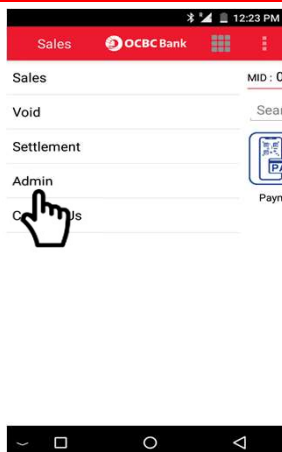
### POLLING (SOFTWARE UPDATE)



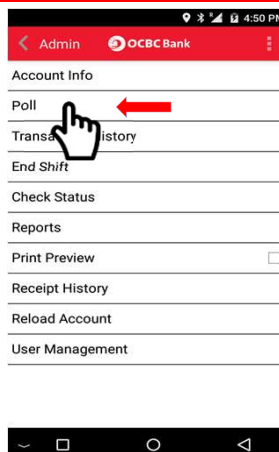
1. Tap <OCBC> Logo, then tap <Poll>.



2. To perform polling, tap <Poll> to continue.  
-FORCE POLL-



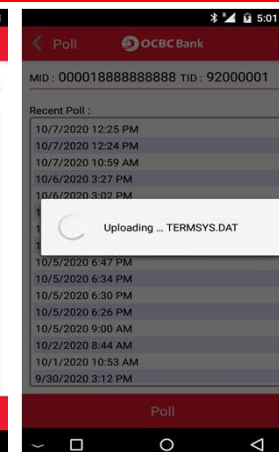
1. In other cases, tap <Admin>.  
-MANUAL POLL-



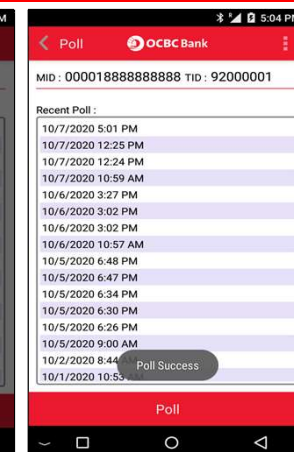
2. To perform polling, tap <Poll> to continue.



3. Tap <Poll> to continue.



4. Terminal is processing and downloading.



5. Poll Success