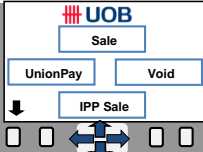
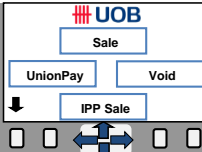
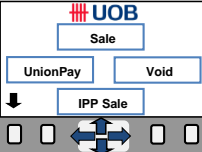
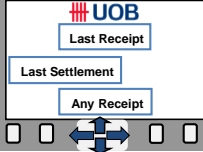

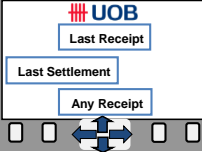

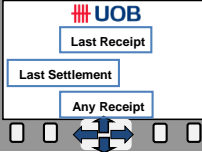


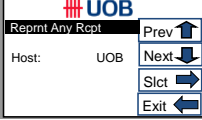


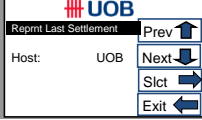


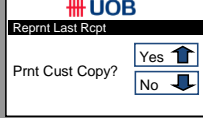




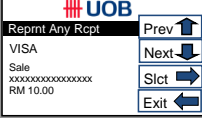



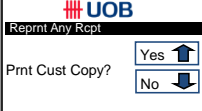



REPRINT LAST		REPRINT ANY		REPRINT LAST SETTLEMENT	
Terminal Display	User- Action	Terminal Display	User- Action	Terminal Display	User- Action
	1. Press second from right button		1. Press second from right button		1. Press second from right button
	2. Press  to choose Last Receipt		3. Press  to choose Any Receipt		3. Press  to choose Last Settlement
	3. Last receipt printed out (Merchant copy)		3. Press  to find host UOB/MYDEBIT, then press  to choose the host		3. Press  to find host UOB/MYDEBIT, then press  to choose the host
	4. Press  Yes to print customer copy		5. Key in receipt txn no and press <b>&lt;ENTER&gt;</b>		4. Last Settlement printed out
	6. Receipt printed out. (Customer copy)		5. Press  to select and press <b>&lt;ENTER&gt;</b>		
			6. Press <b>&lt;ENTER&gt;</b> to continue		
			7. Receipt printed out (Merchant copy)		
			8. Press  Yes to print customer copy		